

Dear Parents/Carers,

Please find below the Home Learning timetable.

We have structured it so that you and your child know what is happening every day.

The minimum expectation is that all children should read every day and completes the Maths and English activities.

Thank you for your support,

Mrs Baron

Headteacher

9 – 9.30am	Exercise
9.30 – 10.30am	Maths activities
10.30 – 11am	Snack
11am – 12noon	English activities
12 – 1pm	Lunch
1 – 1.20pm	Cosmic Yoga for kids
1.20 – 1.35pm	RE
1.35 – 2pm	Reading
2 – 3pm	Optional Activities

Year 4 Home Learning Week beginning 6th July 2020

		MONDAY	TUESDAY	WEDNESDAY	THURSDAY	FRIDAY
	Breakfast	The most important meal of the day! Enjoy!				
9 – 9.30am	PE	Join Joe Wicks every day at 9am for You Tube fitness sessions for children. https://www.youtube.com/watch?v=RzOgo1pTda8 Alternatively see Active 15 ideas (on school website) or search You Tube for children's Zumba activities.				
9.30 – 10.30am	Maths	<p>Magic Maths (Quick maths recall) - 15mins:</p> <ul style="list-style-type: none"> • Times Table Practice: Use Times Table Rock Stars, Purple Mash, Hit the Button or Supermovers https://www.bbc.co.uk/teach/supermovers • Recall rapidly number bonds 1-20 and 1-100. E.g. I say 4, you say... 16. • Playing '21's or Pontoon is also a good game to help quick number recall. • Complete one of the Rapid Recall mats (We sent mat A home at the start of lockdown. Both mats A and B are now on the weekly activities tab on the right hand side of the Y4 home learning page should you wish to print one to provide a variety of questions). Choose a number that you haven't used between 30 and 60. <p>Main task:</p> <p>The White Rose Maths hub has daily online Maths lessons for all children – complete this. The website is https://whiterosemaths.com/homelearning/year-4/ The worksheets are on the Year 4 home learning section of our school website (they are not on The White Rose Maths Hub website anymore) along with the answers.</p> <p>(Parents, unless you have more than one laptop only one child can access this maths learning at a time. We would suggest that while 1 child completes the maths learning the other child/children should do the Handwriting & Mindfulness activity - see below.)</p> <p>Optional extras:</p> <p>Use these links if you would like to complete some additional Maths home learning activities: Third space learning has a variety of free worksheets you can download here: https://thirdspacelearning.com/blog/home-learning-resources/ and here: https://mathshub.thirdspacelearning.com/resources?schoolyears=y4 (all you need to do is sign up for a free account to be able to access them.)</p>				

		<ul style="list-style-type: none"> - BBC Bitesize https://www.bbc.co.uk/bitesize/tags/zmyxyc/year-3-and-p4-lessons/1 - Problem solving and reasoning practice: http://www.iseemaths.com/lessons34/ <p>Top tips: Remember that you can watch the videos on our learning zone to remind you of written methods if you are ever unsure: https://www.st-peters-pri.gloucs.sch.uk/mathsyears-3-and-4 Third Space Learning also has helpful information for parents for supporting children with maths: https://thirdspacelearning.com/blog/year-4-maths/</p>				
10.30 – 11am	Snack Time	Remember to eat healthy snacks and drink water: <ul style="list-style-type: none"> • 5 glasses of water each day (1 litre) for 5-8 year olds • 7 glasses of water each day (1.5 litres) for 9-12 year olds 				
11 – 12 noon	English Activities Support for English is at the bottom of this document.	Monday Spelling 1. Copy this week's spellings into your book using neat, joined up handwriting. 2. Write them in a sentence. 3. Choose an activity from the website to help you to learn them.	Tuesday Persuasion – reading comprehension: retrieval Use this link for today's lesson and complete all activities, including the start and end quizzes. You do not need to complete the spellings activity though. https://classroom.thenational.academy/lessons/persuasion-reading-comprehension-fact-retrieval	Wednesday Persuasion – reading comprehension: summary Use this link for today's lesson and complete all activities, including the start and end quizzes. You do not need to complete the spellings activity though. https://classroom.thenational.academy/lessons/persuasion-reading-comprehension-summary	Thursday Persuasion – identifying features Use this link for today's lesson and complete all activities, including the start and end quizzes. You do not need to complete the spellings activity though. https://classroom.thenational.academy/lessons/persuasion-identifying-the-features-of-a-text	Friday Persuasion – SPAG: imperative verbs and modal verbs Use this link for today's lesson and complete all activities, including the start and end quizzes. You do not need to complete the spellings activity though. https://classroom.thenational.academy/lessons/persuasion-spag-focus-imperative-and-modal-verbs Remember to complete a spelling test for this week's spellings!








12noon – 1pm	Lunch Time	Help to make the lunch. Eat. Enjoy! Have fun - OPAL play at home				
1 – 1.20pm	Yoga Up to 20 minutes	Google: You Tube Cosmic Kids Yoga and select one of the programmes				
1.20 – 1.35pm	RE/Prayer	Gospel	Family Prayer Time	CORE VALUE	Family Prayer Time	Reflection
1.35 – 2pm	Reading 20 mins	<p>Everyone should read for 20 minutes every day.</p> <p>Reading books are online – so log onto Oxford Reading Buddy (login details are in orange exercise books). https://www.oxfordreadingbuddy.com/uk We have reviewed which levels all children are on and have moved some children up to a new level where this is appropriate. There are over 30 books per level so please ensure you read as many of those books as possible and complete the quizzes. Use your reading bookmarks to ask and answer some questions about what you have read.</p>				
2 – 3pm	Optional Activities Other ideas	<p>Purple Mash To Dos: Remember to write a message when you hand in your work and Mrs Daniell will reply to you 😊</p> <p>1) Spelling words with plural 's' and possessive 's': Make sure you remember the rules: A plural doesn't need an apostrophe because it is just showing that there is more than one of that object. E.g. Jack had many colourful toys. A possessive pronoun always uses an apostrophe because something belongs to them. E.g. Jack's toys were very colourful.</p> <p>2) Geography: Place the capital cities in the correct places on a map of the UK.</p> <p>Geography: Learn how mountains are formed and explore the highest mountains in the UK and across the world: https://www.bbc.co.uk/bitesize/articles/zdqybdm</p> <p>Art: Learn how to use your pencil to create texture: https://classroom.thenational.academy/lessons/drawing-skills-how-can-we-use-texture-to-make-our-drawings-more-interest-e3b973</p> <p>Music: Practice singing and learn about melody and pitch: https://www.bbc.co.uk/bitesize/articles/z7xsf4j</p> <p>Spanish: There is a new home school section on the Language Angels website. Log in and check out the activities. Which level will you choose? Username - St.Pet1475 Password – lahome https://www.languageangels.com/homeschool/</p> <p>Story Time: Find a cosy corner or read before bed. Take it in turns to read to each other.</p> <p>Wellbeing - Complete the activities to help with your wellbeing and happiness. https://www.st-peters-pri.gloucs.sch.uk/KS2</p>				

NURSERY RHYMES & POETRY

Please note that this could be an ideal time to encourage children to learn nursery rhymes or poems – this is really important and something we rarely get to do because of the pressures of the curriculum. Poetry is good for developmental learning. It helps by teaching rhythm; stringing words together with a beat help cognitive understanding of words and where they fit. Additionally, it teaches children the art of creative expression. <https://childrens.poetryarchive.org/>

Fact retrieval:

How to answer...

- Read the question twice 
- WWW - Who? What? Where? 
- Find the right page/section 
- Skim and scan the area for the key information 
- Read around the information 
- Write down your answer 
- Check - does it make sense? 

a	b	c	d	e	f
g	h	i	j	k	l
m	n	o	p	q	r
s	t	u	v	w	x
y	z				

What are imperative verbs?

Imperative verbs (also known as 'bossy' verbs) tells someone to do something, so that the sentence it is in becomes an order or command.

*For example: **Fold** your clothes.*

What are modal verbs?

Modal verbs indicate possibility, obligation or ability. Will, would, can, could, should, may, might, must.

*For example: We **might** go to the shop later.*

Spellings this week

alleyway
valley
pulley
volley
trolley
parsley
smiley
medley
volleyball
motley

High Frequency Words

children
just
asked